I

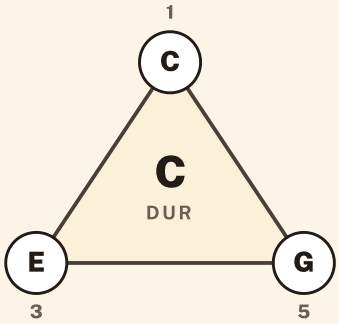

NABOERNE I

V

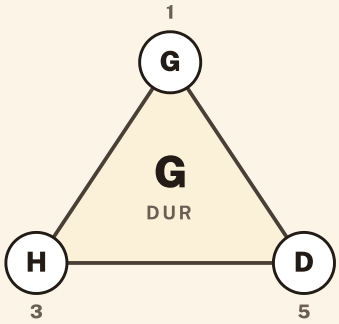

NABOERNE Λ

ii

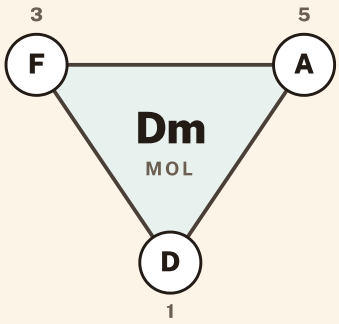

NABOERNE II

vi

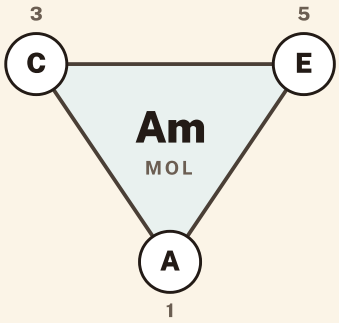

NABOERNE IΛ

iii

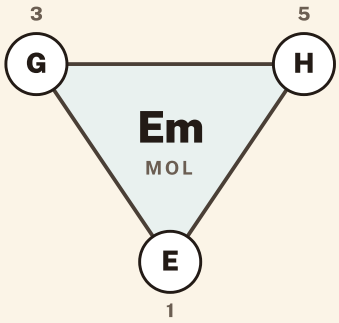

NABOERNE III

vii°

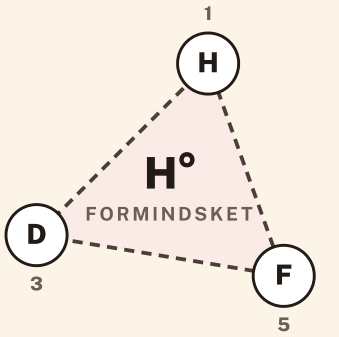

NABOERNE °IIΛ

IV

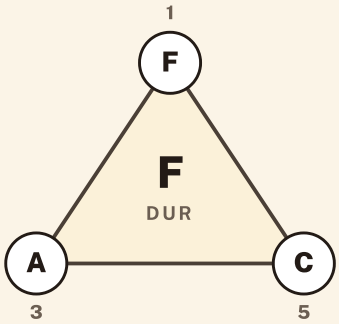

NABOERNE ΛI

I

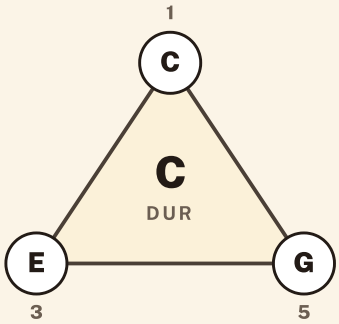

NABOERNE I

V

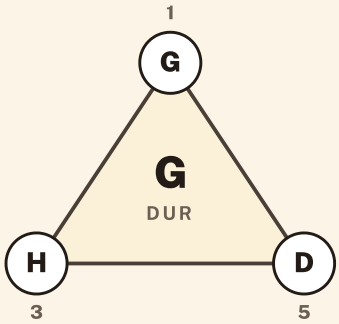

NABOERNE Λ

ii

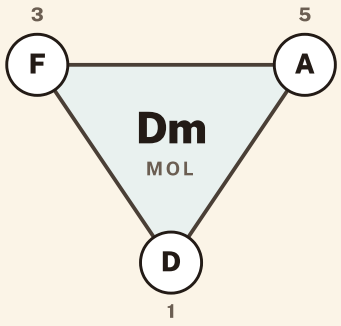

NABOERNE II

vi

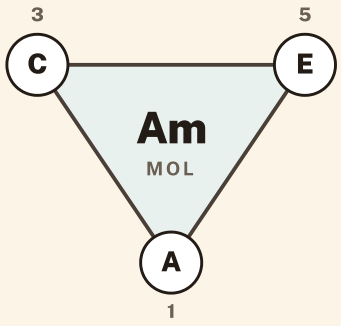

NABOERNE !^

iii

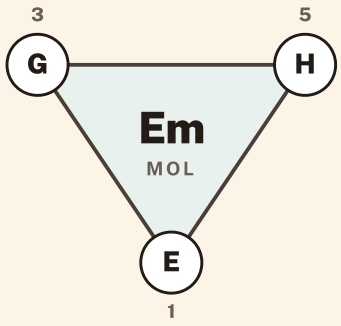

NABOERNE !!!

vii°

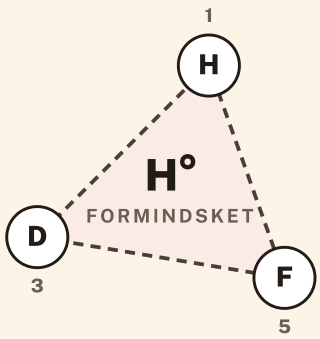

NABOERNE °!!^

IV

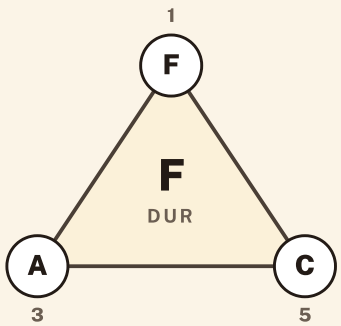

NABOERNE ^I

I

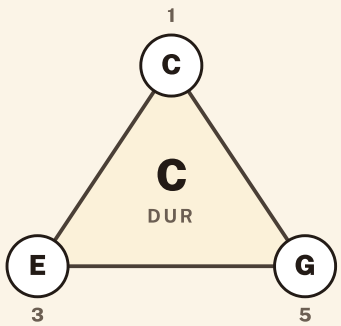

NABOERNE I

V

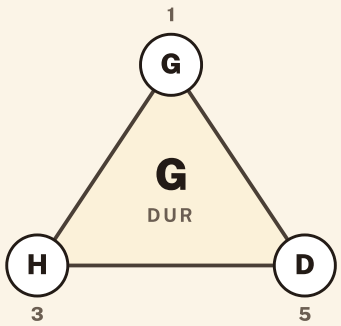

NABOERNE ^

ii

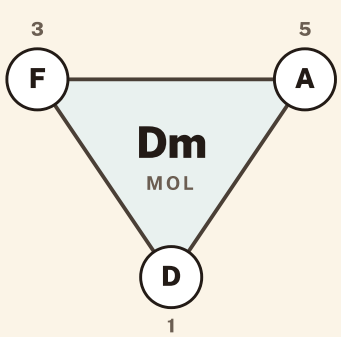

NABOERNE !!

vi

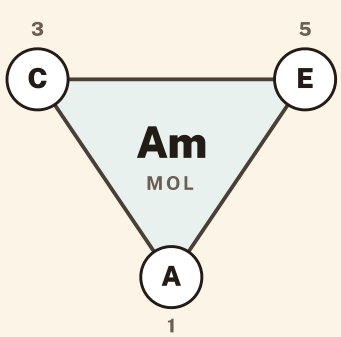

NABOERNE !^

iii

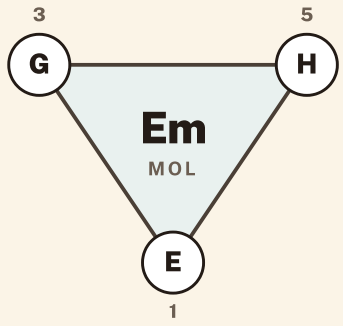

NABOERNE !!!

vii°

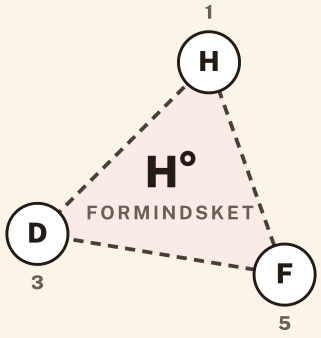

NABOERNE °!!^

IV

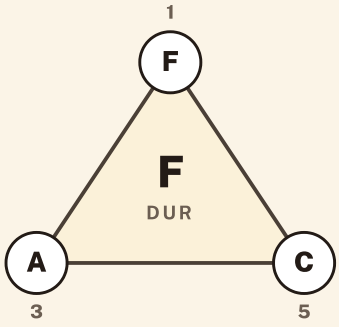

NABOERNE ^I

I

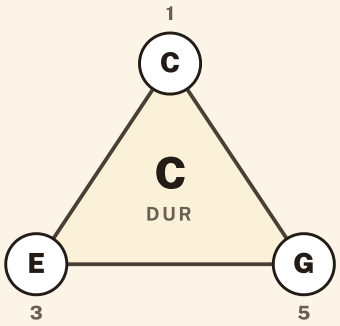

NABOERNE I

V

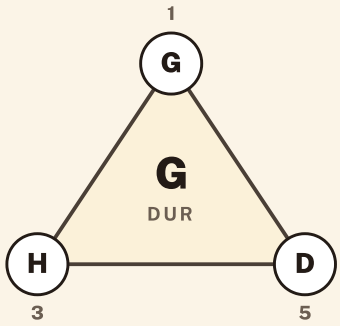

NABOERNE ^

ii

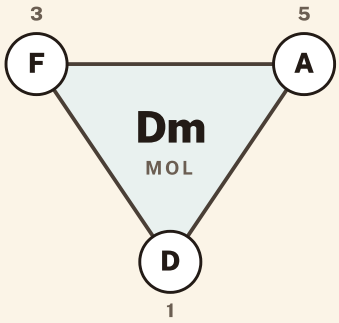

NABOERNE !!

vi

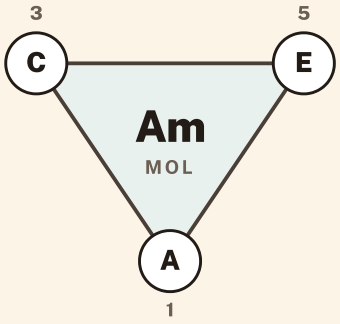

NABOERNE !^

iii

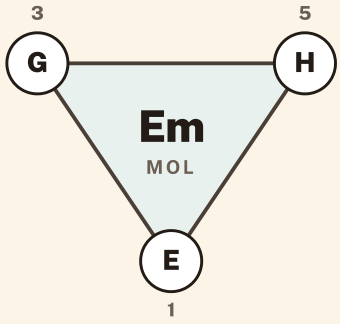

NABOERNE !!!

vii°

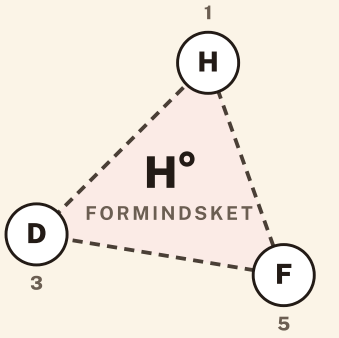

NABOERNE °!!^

IV

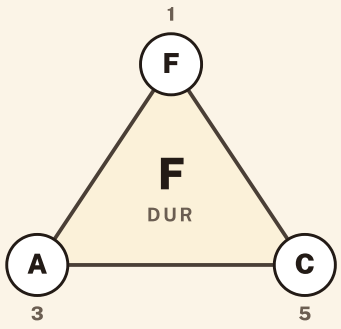

NABOERNE

NABOERNE · REGLER

Olsen med akkorder for to til fire. Bland de 28 kort. Giv 5 til hver, og vend ét op.

Læg et kort, der deler toner med det øverste, og sig de fælles toner højt.

Deler de to toner, er de **naboer**. Deler de kun én tone, eller er det samme akkord, trækker du et kort.

Kan du ikke lægge, trækker du ét og må lægge det, hvis det kan. Først af med kortene vinder.

RUNDGANG

Pop-rundgangen

1 · I C	2 · V G
3 · vi Am	4 · IV F

Fire akkorder, der har skrevet en urimelig stor del af alt, hvad der har været i radioen.

RUNDGANG

Den gamle

1 · I C	2 · vi Am
3 · IV F	4 · V G

Rundgangen fra 1950'ernes ballader.

RUNDGANG

Den, der begynder i mol

1 · vi Am	2 · IV F
3 · I C	4 · V G

De samme fire akkorder som pop-rundgangen, men startet et andet sted.

RUNDGANG

Den enkleste

1 · I C	2 · IV F
3 · V G	4 · I C

De tre dur-akkorder, der står ved siden af hinanden på hjulet.

RUNDGANG

To-fem-en

1 · ii Dm	2 · V G
3 · I C	4 · I C

Jazzens hjemvej.

RUNDGANG

Trappen ned

1 · I C	2 · V/1 G/H
3 · vi Am	4 · I/2 C/G

De tre første akkorder er popsangens, men to af dem står på en anden tone.

RUNDGANGSKORT · SÅDAN

Spil hver akkord i fire slag, og gå videre til den næste. Efter takt 4 begynder I forfra.

Grebene til klaver og ukulele står på arket «Grebene».

Syng et omkvæd, I kender, hen over rundgangen.

V/1 er femte trin med tertsen nederst, I/2 er første trin med kvinten nederst.